









Respect The Marks

Before digging, be sure that all utilities have responded to your locate request. The One-Call Center representative will advise you during your call of the member utility owners we notify for you. The underground facilities located on your property will be identified by color coded paint, stakes, or flags. It is the responsibility of the caller to contact a utility locating company to have any private lines located.



Once the underground facilities have been located it is very important that the stakes, flags, or paint not be disturbed. You may want to explain to young children that the brightly colored flags are not toys and should not be removed from the ground.

The color code chart below serves as a guide to identify the marked underground facility.

Color Code For Marking Underground Utility Lines	
	White - Proposed excavation
	Pink - Temporary survey markings
	Red - Electric power lines, cables, conduit and lighting cables
	Yellow - Gas, oil, steam, petroleum or gaseous materials
	Orange - Communications, alarm, or signal lines, cables, or conduit
	Blue - Potable water
	Purple - Reclaimed water, irrigation and slurry lines
	Green - Sewers and drain lines


What to do if I damage the underground facility?

The underground facility can be damaged by any piece of equipment used for digging. Something as simple as a shovel can gouge, scrape, dent, or crease the casing that surrounds a buried utility line. While this type of damage usually does not cause immediate harm, it may lead to a future break or leak as the protective coating erodes. If this should happen to you, do not cover up the line with dirt. Stop digging! Then, contact the utility owner so they can repair the damage. A quick response could prevent future service interruptions and personal injury. If the damage creates a situation that threatens life or property, call 911 immediately.

What happens if I do not call before I dig?

If you do not find out where it is safe to dig in your yard, it is quite possible that you will find a buried utility service and potentially create a life threatening situation.

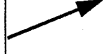
- Damaging a telephone or fiber optic line may not only cause you inconvenience by losing your phone service, but could deprive the neighbors of emergency assistance. This would make it impossible for police officers to get the information they need to keep themselves and keep your community safe.
- Damaging gas lines could result in serious burn injuries and escaping gas could result in a community evacuation.
- Damaging an electrical line could cause major burns or electrocution.



Tolerance Zone

The tolerance zone is a buffer on either side of a marked utility line. The state of North Carolina requires a clearance of 30-inches on each side of the marked utility. Within this tolerance zone, if digging must occur please use extreme caution and dig with a hand-shovel.

The red line below represents a buried power line.



Dig Safely

Note to Homeowners

According to the North Carolina Damage Prevention Act, Chapter 785, homeowners are exempt from notifying utilities unless excavating in utility easement or right of way. The most important questions you can ask yourself before exercising your right to this exemption are:

Do you know, beyond a shadow of a doubt,

1. Where all of the utility easements are located on your property?
2. If a right of way with buried utility lines runs on your property?

If you cannot answer yes to these questions,

North Carolina One-Call

recommends that you play it safe and Call Before You Dig...


1-800-632-4949

Call Before You Dig!

1-800-632-4949

Today, more and more of the utility companies that supply your home with power, heat, water, telephone, sewer, gas and cable television service are delivering those services underground. It is also possible that these buried service lines are close to the surface, making digging a dangerous endeavor. Fortunately, you can find out where utility owned lines are buried on your property by making a toll-free call to the North Carolina One-Call Center at 1-800-632-4949. When you make that call, we will notify our member utility companies of your excavation needs and they will locate their buried utility lines, free of charge.

Making The Call



During your call, you will be asked a series of questions designed to help pinpoint the location of your project. At the conclusion of your call, you will be given a ticket number and a verbal list of utility companies that are notified by the One-Call Center. This does not mean each member listed owns buried utilities on your property or that every utility company is a member with the One-Call Center. You will want to write down the names of the utility companies for easy reference.

Wait the Required Time

North Carolina law requires a 2 working days notice be given to the utility owners before your digging begins. Once all underground facilities have been marked, you may begin your excavation activities.


It's Free, It's Smart, and

It's The Law!

It may be quite surprising, but damage to buried utility lines can occur when doing typical home improvement projects such as putting up a fence, mailbox post, swing set or clothesline pole, building a deck or room addition, planting a garden, trees, and shrubbery. If you are beginning a home improvement project that requires digging or adjusting the grade of your property, please contact the One-Call Center before digging.



What You Don't See
Can Hurt You!!!!



North Carolina
ONE-CALL CENTER, INC.

2300 West Meadowview Rd
Suite 227

Greensboro, NC 27407

(336) 855-5760 Office

(336) 299-1914 Fax

Web Site: www.ncocc.org

A Homeowner's Guide to

Call Before You Dig!

It's The Law!

North Carolina One-Call Center

1-800-632-4949